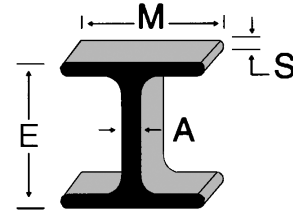


Boat Trailer Aluminum I-Beam - FULL SIZE

Size in Inches (E x M x S / A) - 6061-T6 Full Radius

4 x 3 x .285 / .170 16-64-205 x 18' 6" 16-64-207 x 20' 16-64-210 x 21'	2.774 #/ft 51.319 #/pc 55.480 #/pc 58.254 #/pc	7 x 4.5 x .380 / .230 16-64-255 x 28' 16-64-259 x 31'	5.499 #/ft 153.97 #/pc 170.47 #/pc
6 x 4 x .350 / .210 16-64-240 x 25' 16-64-245 x 28'	4.681 #/ft 117.00 #/pc 131.04 #/pc	10 x 6 x .500 / .290 16-64-330 x 40' 16-64-340 x 45'	10.286 #/ft 411.44 #/pc 462.87 #/pc
8 x 5 x .410 / .250 16-64-300 x 30' 16-64-308 x 32' 16-64-310 x 35' 52-61-1711 x 37' 16-64-320 x 40' 52-61-1436 x 45'	7.020 #/ft 210.60 #/pc 224.64 #/pc 245.70 #/pc 259.74 #/pc 280.80 #/pc 315.90 #/pc	12 x 7 x .620/.310 16-64-445 x 45' 16-64-450 x 50'	14.098 #/ft 634.41 #/pc 704.90 #/pc

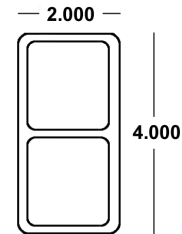


Double Hollow/Side Rail

MILL ORDER

52-61-3857

2 x 4 x .200/.150 x 20'
6061 T6510 Mill Finish
For Welded Trailers



Boat Trailer Aluminum I-Beam - HALF SIZE

Size in Inches (E x M x S / A) - 6061-T6 Full Radius

3.5 x 2.5 x .25 / .15 52-61-4205B x 18' 6" 52-61-2489B x 25'	2.033 #/ft 37.611 #/pc 50.825 #/pc	3.570 x 3 x .260/.175 MILL ORDER x 16' 16-61-307 (NC)	2.478 #/ft 39.648 #/pc
4.5 x 3 x .260/.175 16-61-289 x 13' 16-61-290 x 14' 16-61-295 x 15' 16-61-300 x 16' 16-61-308 x 17' 16-61-310 x 18' 16-61-320 x 18' 6" 16-61-325 x 19' (TX) 16-61-330 x 20' 16-61-335 x 21' 16-61-340 x 22'	2.713 #/ft 35.269 #/pc 37.982 #/pc 40.695 #/pc 43.408 #/pc 46.121 #/pc 48.834 #/pc 50.191 #/pc 51.547 #/pc 54.260 #/pc 56.973 #/pc 59.686 #/pc	5.5 x 3.5 x .280/.195 16-61-380 x 16' 16-61-390 x 18' 16-61-395 x 19' 16-61-400 x 20' 16-61-410 x 21' 16-61-415 x 22' 16-61-420 x 23' 16-61-430 x 25'	3.524 #/ft 56.384 #/pc 63.432 #/pc 66.956 #/pc 70.480 #/pc 74.004 #/pc 77.528 #/pc 81.052 #/pc 88.100 #/pc
6.5 x 4 x .310/.220 52-61-4587 x 19' 16-61-490 x 20' 16-61-495 x 21' 16-61-500 x 22' 16-61-510 x 23' 16-61-520 x 25' 16-61-525 x 26' 16-61-530 x 27' 16-61-535 x 28' 16-61-540 x 30'	4.561 #/ft 86.659 #/pc 91.220 #/pc 95.781 #/pc 100.342 #/pc 104.903 #/pc 114.025 #/pc 118.586 #/pc 123.147 #/pc 127.708 #/pc 136.830 #/pc	7.5 x 4.375 x .350/.230 16-61-600 x 25' 16-61-605 x 26' 52-61-1379 x 27' 16-61-608 x 28' 16-61-610 x 30' 16-61-620 x 32' 52-61-1339 x 33' 16-61-630 x 35' 16-61-635 x 38'	5.584 #/ft 139.600 #/pc 145.184 #/pc 150.768 #/pc 156.352 #/pc 167.520 #/pc 178.688 #/pc 184.272 #/pc 195.440 #/pc 212.192 #/pc



I-Beam Tie Strap (7/16" holes)

52-63-9356 8-1/2 x 2 x 1/4

52-63-9355 7-3/4 x 2 x 1/4

52-63-9354 6-3/4 x 2 x 1/4

Special Order 5-7/8 x 2 x 1/4

Miscellaneous Fender Brackets
& Tie Plate Spacers are available
upon request

Items marked as MILL ORDER
are non stock but available.
Product codes listed on MILL ORDER
items are for die reference only.
Customer must specify
length, alloy & temper.

STANDARDS 26



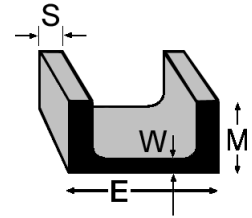
Eastern Metal Supply www.easternmetal.com • info@easternmetal.com 08/06/21

FL: 800-432-2204 • NC/DE/GA: 800-343-8154 • TX/AR/LA: 800-996-6061 • MO/OH/IN: 888-822-6061

Boat Trailer Components


Structural Channel (Aluminum Association - 6061-T6)

Stock Code	Size in Inches	Appr. Wt/Lin ft
13-61-562	8 x 3-3/4 x .410 / .250 (x 32')	5.787
13-61-564	8 x 3-3/4 x .410 / .250 (x 40')	5.787
13-61-571	10 x 3-1/2 x .410 / .250 (x 40')	6.136
13-61-572	10 x 3-1/2 x .410 / .250 (x 45')	6.136
13-61-580	12 x 4 x .470 / .290 (x 50')	8.274



Radius Rectangular Tube - 6061-T6

52-61-1045	1-1/2 x 1/4 x 18'	1.461
20-61-279	2 x 3 x 1/4 x 24'	2.636
52-61-1040	2.45 x 1/4 x 18'	2.640



Cross Members (Straight & Bent)

3" x 3" Straight Cross Members 6061-T6

52-61-749	3 x 3/16 x 18'	2.502
52-61-750	3 x 1/4 x 18'	3.204
52-61-778C	3 x 1/4 x 52-1/2"	3.204
52-61-779	3 x 1/4 x 59-1/2"	3.204
52-61-778A	3 x 1/4 x 71-1/2"	3.204
52-61-778B	3 x 1/4 x 79-1/2"	3.204

3" x 3" Straight Cross Members (6063-T6 for bending)

Available in various lengths and cuts, mitre or straight, for Mill Order quantities

52-63-8188	3 x 3/16 x 25' (.188 radius)	2.502
52-61-1359	3 x 1/4 x 60" (w/19 Degree Ends - 6061 T6)	3.204
51-63-897	3 x 1/4 x 18' 3"	3.204
52-63-8441	3 x 1/4 x 25'	3.204

3" x 3" x 1/4" Bent Cross Members (6063-T6)

90° End Cut, 2-3/4" depth bend

275-90-59	3 x 1/4 x 59"
275-90-72	3 x 1/4 x 72"
275-90-80	3 x 1/4 x 80"
275-90-100	3 x 1/4 x 100"
275-90-104	3 x 1/4 x 104"

6063-T6 for bending
2-3/4" depth



19° End Cut, 3-1/2" depth bend; pre-drilled

350-19-63	3 x 1/4 x 63"
350-19-72.5	3 x 1/4 x 72-1/2"
350-19-80.5	3 x 1/4 x 80-1/2"

6063-T6 for bending
3-1/2" depth
19° end cut



Grip Rail - **NEW!**

Stock Code	Description
GR-12	12" Polished & Anodized
GR-14	14" Polished & Anodized
GR-18	18" Polished & Anodized
GR-24	24" Polished & Anodized
GR-36	36" Polished & Anodized

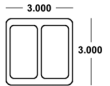


Grip Rails

GRM-12	12" Mill Finish
GRM-14	14" Mill Finish
GRM-18	18" Mill Finish
GRM-24	24" Mill Finish
GRM-36	36" Mill Finish

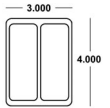
Double Hollow x 24'

1-00-007 6061 T6 Mill Finish
3 x 3 x .188/.140
0-24" Tongue Projection:
Max Load: 225 lbs
25-30" Tongue Projection:
Max Load: 150 lbs



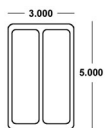
Standard Double Hollow/Tongue x 24'

52-61-3817 6005A T61 Mill Finish
3 x 4 x .200/.150
0-24" Tongue Projection:
Max Load: 400 lbs
25-30" Tongue Projection:
Max Load: 275 lbs



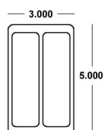
Standard Double Hollow/Tongue x 24'

52-61-3815 6005A T61 Mill Finish
3 x 5 x .260/.180
0-24" Tongue Projection:
Max Load: 750 lbs
25-30" Tongue Projection:
Max Load: 600 lbs



Heavy Double Hollow/Tongue x 24'

52-61-3816 6005A T61 Mill Finish
3 x 5 x .325/.180
6005A T61 Mill Finish
0-24" Tongue Projection:
Max Load: 850 lbs
25-30" Tongue Projection:
Max Load: 675 lbs



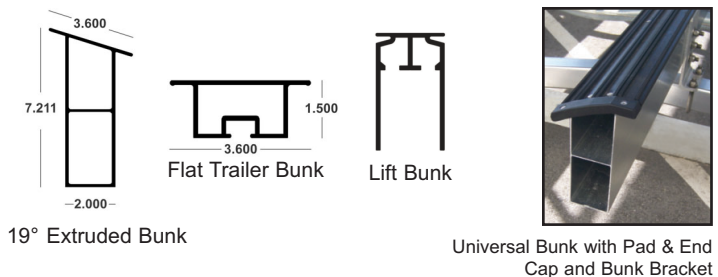
Items marked as MILL ORDER are non stock but available.
Product codes listed on MILL ORDER items are for die reference only.
Customer must specify length, alloy & temper.

STANDARDS 27



Boat Bunks

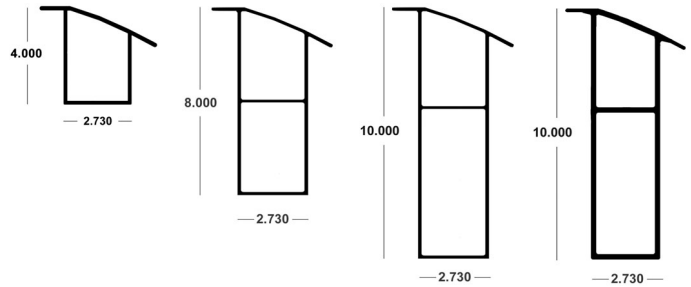
52-63-6513	19° Extruded Bunk x 12'	2.347
40-63-230	19° Extruded Bunk x 20'	2.347
40-63-235	19° Extruded Bunk x 24'	2.347
1-00-005	3.6 x 1.5 Flat Trailer Bunk x 24'	1.172
52-61-4130	3.5 x 6 Lift Bunk x 12'	4.292
52-61-4131	3.5 x 6 Lift Bunk x 16'	4.292
52-61-1801	3.5 x 6 Lift Bunk x 20'	4.292



Universal Bunk (Flat, 19°, 24°, 28°)

40-63-271	4" Universal x 24'	1.626
40-63-280	8" Universal x 10' (Flat, 19°, 24°, 28°)	2.898
40-63-273	8" Universal x 12' (Flat, 19°, 24°, 28°)	2.898
40-63-274	8" Universal x 14' (Flat, 19°, 24°, 28°)	2.898
40-63-276	8" Universal x 16' (Flat, 19°, 24°, 28°)	2.898
40-63-275	8" Universal x 24' (Flat, 19°, 24°, 28°)	2.898
40-63-282	10" Universal Bunk x 10'	3.759
40-63-281	10" Universal Bunk x 12'	3.759
40-63-279	10" Universal Bunk x 14'	3.759
40-63-277	10" Universal Bunk x 16'	3.759
40-63-278	10" Universal Bunk x 24'	3.759
40-05-277	10" HD Universal Bunk x 16'	6.326 - (6005A T61)
40-05-278	10" HD Universal Bunk x 24'	6.326 - (6005A T61)
21-00-712R	End Cap Casting (Right) for 8" Universal Boat Bunk	
21-00-712L	End Cap Casting (Left) for 8" Universal Boat Bunk	
13-63-285	3 x 1 x 1/8 x 20' Channel	0.713 (used as end caps for 4", 8" and 10" Universal Bunk)

(below: left to right) 4" Universal Boat Bunk • 8" Universal Boat Bunk
10" Universal Boat Bunk • 10" HD Universal Boat Bunk



Pre-fabbed Bunk

Bunk supplied with vinyl pad (40-63-2401) and end caps on both ends, attached with aluminum rivets.

4" Universal Pre-Fabbed Bunk

40-63-271F	6'
40-63-271F8	8'
40-63-271F12	12'

10" Universal Pre-Fabbed Bunk

40-63-2816F	6' - NEW!
40-63-278F8	8'
40-63-282F	10'
40-63-281F	12'
40-63-279F	14'
40-63-277F	16'
40-05-277F	16' HD (6005A T61)
40-63-283F	18'

8" Universal Pre-Fabbed Bunk

40-63-270F	8'
40-63-280F	10'
40-63-273F	12'
40-63-274F	14'
40-63-276F	16'

19° Extruded Pre-Fabbed Bunk (without end caps)

52-63-6513F	12' Pre-Fabbed Bunk
-------------	---------------------




Pre-Fabbed Bunk (Universal)



Pre-Fabbed Bunk (19° Extruded) No End Caps

Bunk Pad

40-63-2400	Black Vinyl x 100' Coils - Fits 19° bunks
40-63-2401	Universal Bunk Pad Black Vinyl x 100' (fits 4", 8" and 10" Universal Bunk)



Universal Bunk Pad End Caps

Bunk Pad End Caps

13-63-270	2-1/4 x 7/8 x 1/8 x 20' Channel 0.563
	(used as end caps for 19° Extruded Bunk)

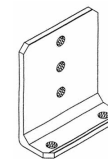
UNVBUNK Left and Right Universal Bunk End Caps; Black Nylon

Bunk Bracket

40-63-430	4" Universal Bunk Bracket x 5" - with 3 Holes
52-61-0025	Adjustable Bunk Bracket x 5" - with 4 Holes; Accepts 2" Sq. Tube
52-61-002	Adjustable Bunk Bracket x 12' 3" - Accepts 2" Sq. Tube
40-63-225	2 x 5-3/4 x .300 x 5" Bunk Bracket Angle
40-63-220	2 x 8 x .300 x 5" Bunk Bracket Angle
40-63-218	2 x 10 x .300 x 5" Bunk Bracket Angle



4" Universal Bunk Bracket




Bunk Bracket Angle



Adjustable Bunk Bracket

Guide Poles

52-63-6675	1-1/4" SCH 40 Pipe x 8' 90° Bend w/7-1/4" Radius (6' tall from start of bend)
52-63-9962	1-1/2" x 1/8" x 66" Sq. Tube w/Radius; w/Welded Tab (33" height from tab)
52-63-9963	1-1/2" x 1/8" x 88" Sq. Tube w/Radius; w/Welded Tab (55" height from tab)



Guide Poles at right: with Welded Tab



STANDARDS 28



Fenders - Single, Tandem and Triple Axle

.100 Tread Brite

	Size in Inches (Width x Tip-to-Tip x Height)	Wheel Size
Single Axle		
50-00-027571EZ	8 x 31.5 x 14	13"/14"
50-00-306	9 x 28-1/2 x 13-3/4	13"/14"
50-00-302+	9 x 31 x 15+	13"/14"
50-00-308	9 x 33-1/4 x 17-1/2	13"/14"
50-00-303	10 x 31 x 16	14"/15"
Tandem Axle		
50-00-309	9 x 60 x 15 (14" Radius)	13"/14"
50-00-304	9 x 62 x 14 (14" Radius)	13"/14"
50-00-311*	10 x 64 x 13 (12-1/2" Radius)*	14"/15"/16"
	<i>*2 oblong holes to attach to knurled step pad</i>	
50-00-311NH**	10 x 64 x 13 (12-1/2" Radius)**	14"/15"/16"
	**NO HOLES	
50-00-310+	10 x 68 x 16 (14-1/2" Radius)+	14"/15"/16"
	<i>+ Also available with sharper side radius</i>	
50-00-403	10 x 72 x 18	14"/15"/16"
Triple Axle		
50-00-312	10 x 103 x 18 (15" Radius)	14"/15"/16"
50-00-412	10 x 110 x 18 (15" Radius)	14"/15"/16"
Tear Drop		
50-TD-309	9 x 60 x 15 (14" Radius)	13"/14"
50-TD-310	10 x 68 x 16 (14" Radius)	14"/15"/16"
Jeep Style		
50-00-501	10 x 32 x 14	13"/14"
50-00-502	10 x 68 x 16	13"/14"
50-00-403J	10 x 72 x 18	14"/15"/16"
50-00-312J	10 x 103 x 18	14"/15"/16"

Tear Drop Conversion Insert (Tread Brite)

50-00-600 Tear Drop conversion insert for 9"/10" Tandem/Triple Fenders

Mill Finish Fenders

(PVC'd & Polybagged on each end); Smooth

Stock Code	(Width x Tip-to-Tip x Height)	Wheel Size
50-MF-502	9 x 32 x 16 Single	13"/14" wheel
50-MF-310	10 x 68 x 17 Tandem	14"/15"/16" wheel
50-MF-312	10 x 102 x 14 Triple	14"/15"/16" wheel

Angled Step Pads (for use with Round Fenders above):

Stock Code	Size in Inches	Approx. Wt/Lin ft	
52-61-2814	4 x 1-1/2 x 15"	1.375	
16-61-800	4 x 1-1/2 x 12"	1.375	
52-61-1857* (TX)	4 x 1-1/2 x 25"	1.538	*with 3rd Leg/Stiffener

90° Knurled Step Pads (for use with Jeep Style

Box Type Fenders & some Round Fenders):

16-61-900	4 x 2 x 13"	1.591
16-61-905	4 x 2 x 15"	1.591
16-61-950	4 x 2 x 12"	1.591
21-00-588F	4 x 2 Flat End Cap	

Miscellaneous Fender Brackets & Tie Plate
Spacers Available Upon Request


Items marked as MILL ORDER are non stock but available. Product codes listed on MILL ORDER items are for die reference only. Customer must specify length, alloy & temper.



Single Axle Fender




Tandem Axle Fender



Tri-Axle Fender



Tear Drop Fender




Tandem Jeep Style Fender



Tear Drop Conversion Insert
(Tread Brite)



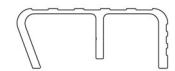
Turn your standard 9"/10"
Double/Triple Axle Fender into
Tear Drop Fenders



Mill Finish Fender
PVC'd & Polybagged on each end; Smooth




Angled Step Pad



Angled Step Pad
3rd Leg Stiffener



Flat End Cap
21-00-588F



90° Knurled
Step Pad

STANDARDS 29

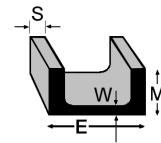
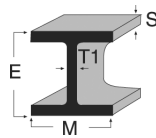


Boat Lift Extrusions and Accessories

Structural Aluminum I-Beam

(Aluminum Association)

6061-T6 x 25' Stock Code	Size in Inches (E x M x S / T1)	Approx. Wt/Lin ft.
MILL ORDER	3.00 x 2.50 x .20 / .13 (16-61-2001 NC)	1.637
16-61-205	3.00 x 2.50 x .26 / .15	2.030
16-61-210	4.00 x 3.00 x .23 / .15	2.331
52-61-3219	4.00 x 3.00 x .29 / .17	2.793
16-61-220	5.00 x 3.50 x .32 / .19 (25')	3.700
16-61-225	6.00 x 4.00 x .29 / .19	4.030
52-61-2036	6.00 x 4.00 x .35 / .21 (11')	4.700
16-61-230	6.00 x 4.00 x .35 / .21	4.700
25-61-599	Pulley Ear Bracket x 12' (6005; for 6 x 4 I-Beams)	
16-61-235	7.00 x 4.50 x .38 / .23	5.800
52-61-1700	8.00 x 5.00 x .35 / .23 (12' 6")	6.307
16-61-240	8.00 x 5.00 x .35 / .23	6.307
52-61-2026	8.00 x 5.00 x .41 / .25 (12' 6")	7.023
52-61-775	8.00 x 5.00 x .41 / .25	7.023
52-61-4255	8.00 x 5.00 x .41 / .25 (26')	7.023
52-61-791	8.00 x 5.00 x .41 / .25 (30')	7.023
52-61-4409	8.00 x 5.00 x .41 / .25 (32')	7.023
52-61-2312	8.00 x 5.00 x .41 / .25 (40')	7.023
25-61-600	Pulley Ear Bracket x 12' (6005; for 8 x 5 I-Beams)	
16-61-262	9.00 x 5.50 x .44 / .27	8.360
52-61-3121	10.00 x 6.00 x .41 / .25 (14')	8.646
52-61-1408	10.00 x 6.00 x .41 / .25 (16')	8.646
16-61-263	10.00 x 6.00 x .41 / .25 (25')	8.646
16-61-264	10.00 x 6.00 x .41 / .25 (28')	8.646
16-61-265	10.00 x 6.00 x .41 / .25 (32')	8.646
52-61-911	10.00 x 6.00 x .50 / .29 (25')	10.286
52-61-1410	10.00 x 6.00 x .50 / .29 (32')	10.286
52-61-1389	10.00 x 6.00 x .50 / .29 (40')	10.286
25-61-601	Pulley Ear Bracket x 12' (6005; for 10 x 6 I-Beams)	
52-61-2382	12.00 x 7.00 x .47 / .29	11.672
52-61-1171	12.00 x 7.00 x .62 / .31 (20')	14.292
52-61-1855	12.00 x 7.00 x .62 / .31	14.292
52-61-2301	12.00 x 7.00 x .62 / .31 (32')	14.292
52-61-2872	12.00 x 7.00 x .62 / .31 (40')	14.292
16-61-266	12.00 x 7.00 x .62 / .31 (50')	14.292
16-61-270 - NEW!	14.00 x 8.00 x .60 / .30 (30')	15.967



Structural Aluminum Channel

(Aluminum Association)

6061-T6 x 25' Stock Code	Size in Inches (E x M x S / F)	Approx. Wt/Lin ft.
13-61-500	2 x 1 x .130 / .130	0.577
13-61-503	2 x 1.25 x .260 / .170 (20')	1.071
13-61-510	3 x 1.50 x .200 / .130	1.135
13-61-515	3 x 1.75 x .260 / .170	1.597
13-61-520	4 x 2 x .230 / .150	1.738
13-61-525	4 x 2.25 x .290 / .190	2.331
52-61-3728	5 x 2.25 x .260 / .150 (x 12' 9")	2.212
52-61-440	5 x 2.25 x .150 / .260 (20')	2.212
13-61-530	5 x 2.25 x .260 / .150	2.212
13-61-535	5 x 2.75 x .320 / .190	3.089
13-61-540	6 x 2.50 x .290 / .170	2.834
52-61-3427	6 x 2.50 x .290 / .170 (x 12' 6")	2.834
13-61-541	6 x 2.50 x .290 / .170 (14' 6")	2.834
52-61-3729	6 x 3.25 x .350 / .210 (x 12' 9")	4.030
13-61-545	6 x 3.25 x .350 / .210	4.030
13-61-575	7 x 2.75 x .290 / .170	3.205
52-61-1450	7 x 2.75 x .290 / .170 (15' 6")	3.205
52-61-0017	7 x 2.75 x .290 / .170 (x 17')	3.205
52-61-593	7 x 3.50 x .380 / .210	4.715
13-61-560	8 x 3 x .350 / .190	4.147
52-61-4329	8 x 3 x .350 / .190 (40')	4.147
52-61-1707	8 x 3.75 x .410 / .250 (x 14' 9")	5.787
13-61-561	8 x 3.75 x .410 / .250 (15')	5.787
52-61-1503	8 x 3.75 x .410 / .250 (x 16' 9")	5.787
13-61-563	8 x 3.75 x .410 / .250	5.787
13-61-562	8 x 3.75 x .410 / .250 (32')	5.787
13-61-564	8 x 3-3/4 x .410 / .250 (40')	5.787
MILL ORDER	9 x 3.25 x .350 / .230 (13-61-585 - NC)	4.983
MILL ORDER	9 x 4 x .440 / .240 (13-61-590 - NC)	6.970
13-61-571	10 x 3.5 x .410 / .250 (40')	6.136
13-61-572	10 x 3.5 x .410 / .250 (45')	6.136
MILL ORDER	10 x 4-1/4 x .500 / .310 (52-61-2272)	8.360
MILL ORDER	12 x 4 x .470 / .290 (13-61-580 - TX)	8.274
MILL ORDER	12 x 5 x .620 / .350 (51-61-107)	11.822

Grip Rail - NEW!

Stock Code	Description
GR-12	12" Polished & Anodized
GR-14	14" Polished & Anodized
GR-18	18" Polished & Anodized
GR-24	24" Polished & Anodized
GR-36	36" Polished & Anodized



GRM-12	12" Mill Finish
GRM-14	14" Mill Finish
GRM-18	18" Mill Finish
GRM-24	24" Mill Finish
GRM-36	36" Mill Finish



Grip Rail

Items marked as MILL ORDER are non stock but available.
Product codes listed on MILL ORDER items are for die reference only.
Customer must specify length, alloy & temper.

STANDARDS 30

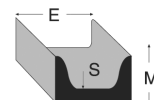


Eastern Metal Supply www.easternmetal.com • info@easternmetal.com 07/10/19

FL: 800-432-2204 • NC/DE/GA: 800-343-8154 • TX/AR: 800-996-6061 • MO/OH: 888-822-6061

Boat Lift Extrusions and Accessories

Structural Aluminum Channel - 6061-T6 x 25' (American Standard)

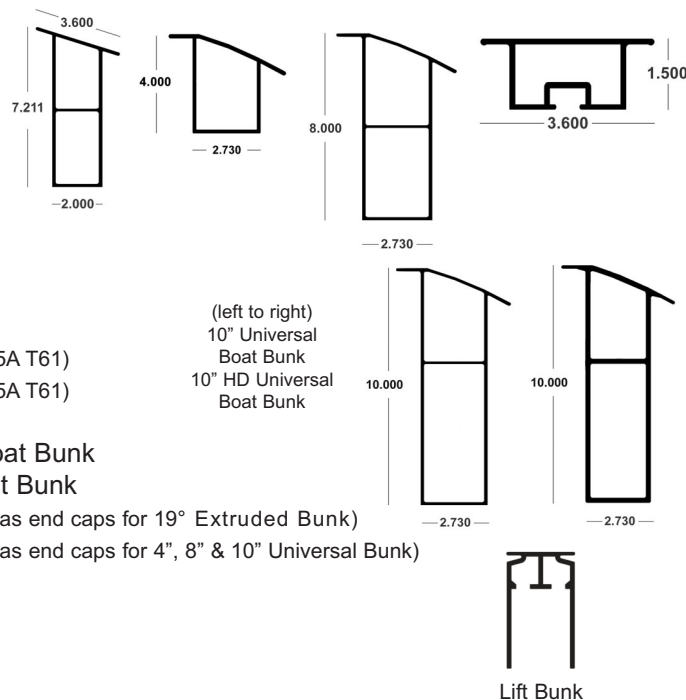


Stock Code	(E x M x S / F) Size in Inches	Approx. Wt/Lin ft.	Stock Code	(E x M x S / F) Size in Inches	Approx. Wt/Lin ft.
13-61-200	3 x 1.41 x .170	1.417	MILL ORDER 52-61-4138	7 x 2.194 x .314	4.232
13-61-205	3 x 1.498 x .258	1.729	13-61-275	8 x 2.29 x .250	4.252
13-61-210	3 x 1.596 x .356	2.074	MILL ORDER 13-61-280 (NC)	8 x 2.343 x .303	4.951
13-61-215	4 x 1.58 x .180	1.846	MILL ORDER 13-61-285 (NC)	8 x 2.435 x .395	5.617
13-61-220 (TX)	4 x 1.647 x .247	2.161	13-61-290	8 x 2.527 x .487	6.484
13-61-216	4 x 1.72 x .320	2.504	MILL ORDER	9 x 2.43 x .230	4.604
13-61-230	5 x 1.75 x .190	2.316	MILL ORDER 13-61-668 (NC)	9 x 2.648 x .448	6.911
13-61-235	5 x 1.885 x .325	3.108	13-61-310	10 x 2.6 x .240	5.278
MILL ORDER 52-61-802	5 x 2.032 x .472	3.975	MILL ORDER 52-61-561	10 x 2.739 x .379	6.915
13-61-245	6 x 1.920 x .200	2.826	13-61-320	10 x 2.886 x .526	8.641
MILL ORDER 13-61-250 (NC)	6 x 1.945 x .225	3.002	13-61-325	12 x 2.960 x .300	7.415
52-61-1080	6 x 2.034 x .314	3.631	52-61-455	12 x 3.047 x .387	8.644
MILL ORDER 52-61-419	6 x 2.157 x .437	4.498	MILL ORDER 52-61-420	12 x 3.17 x .510	10.374
MILL ORDER 13-61-265 (NC)	7 x 2.110 x .230	3.541	MILL ORDER 52-61-025	15 x 3.40 x .400	11.708

Bunks

52-63-6513	19° Extruded Bunk x 12'	2.347
40-63-230	19° Extruded Bunk x 20'	2.347
40-63-235	19° Extruded Bunk x 24'	2.347
1-00-005	3.6 x 1.5 Flat Trailer Bunk x 24'	1.172
40-63-271	4" Universal x 24'	1.626
40-63-280	8" Universal x 10' (Flat, 19°, 24°, 28°)	2.898
40-63-273	8" Universal x 12' (Flat, 19°, 24°, 28°)	2.898
40-63-274	8" Universal x 14' (Flat, 19°, 24°, 28°)	2.898
40-63-276	8" Universal x 16' (Flat, 19°, 24°, 28°)	2.898
40-63-275	8" Universal x 24' (Flat, 19°, 24°, 28°)	2.898
40-63-282	10" Universal Bunk x 10'	3.759
40-63-281	10" Universal Bunk x 12'	3.759
40-63-279	10" Universal Bunk x 14'	3.759
40-63-277	10" Universal Bunk x 16'	3.759
40-05-277	10" HD Universal Bunk x 16'	6.326 - (6005A T61)
40-05-278	10" HD Universal Bunk x 24'	6.326 - (6005A T61)
40-63-278	10" Universal Bunk x 24'	3.759
21-00-712R	End Cap Casting (Right) for 8" Universal Boat Bunk	
21-00-712L	End Cap Casting (Left) for 8" Universal Boat Bunk	
13-63-270	2-1/4 x 7/8 x 1/8 x 20' Channel	0.563 (used as end caps for 19° Extruded Bunk)
13-63-285	3 x 1 x 1/8 x 20' Channel	0.713 (used as end caps for 4", 8" & 10" Universal Bunk)
52-61-4130	3.5 x 6 Lift Bunk x 12'	4.292
52-61-4131	3.5 x 6 Lift Bunk x 16'	4.292
52-61-1801	3.5 x 6 Lift Bunk x 20'	4.292

(below: left to right) 19° Extruded Bunk • 4" Universal Boat Bunk
8" Universal Boat Bunk • Flat Trailer Bunk



Pre-fabbed Bunks

Bunk supplied with vinyl pad (40-63-2401) and end caps on both ends, attached with aluminum rivets.

4" Universal Pre-Fabbed Bunk		10" Universal Pre-Fabbed Bunk	
40-63-271F	6'	40-63-2816F	6' - NEW!
40-63-271F8	8'	40-63-278F8	8'
40-63-271F12	12'	40-63-282F	10'
		40-63-281F	12'
		40-63-279F	14'
		40-63-277F	16'
		40-05-277F	16' HD (6005A T61)
		40-63-283F	18'
		19° Extruded Pre-Fabbed Bunk (without end caps)	
		52-63-6513F	12' Pre-Fabbed Bunk



Pre-Fabbed Bunk
(Universal)



Pre-Fabbed Bunk
(19° Extruded)
No End Caps

STANDARDS 31



Boat Lift Extrusions and Accessories

Bunk Pad

Stock Code	Description
40-63-2400	Black Vinyl x 100' coils
40-63-2401	Universal Black Vinyl x 100' (Flat, 19°, 24°, 28°)



Bunk Bracket, Bunk and Bunk Pad

Universal Bunk End Caps

UNVBUNK Left and Right; Black Nylon

Bunk Bracket

40-63-430	4" Universal x 5"
40-63-225	2 x 5-3/4 x .300 x 5"
40-63-220	2 x 8 x .300 x 5"
40-63-218	2 x 10 x .300 x 5"
52-61-002	Adjustable x 12"
52-61-0025	Adjustable x 5" (with 4 holes)



4" Universal Bunk Bracket

3-1/2" x 16" Walkboard - the Widest Walkboard on the Market!

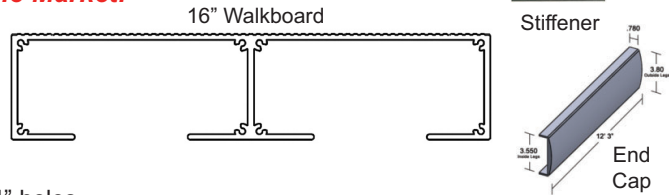
Custom Lengths Available; Sandblasted Finish Available as Special Order

30-61-312	x 12'	30-61-314	x 14'
30-61-316	x 16'	30-61-318	x 18'
30-61-320	x 20'	30-61-324	x 24'
30-61-330	x 30'		

30-EC-000 16" End Cap x 12' 3" UV Black Plastic

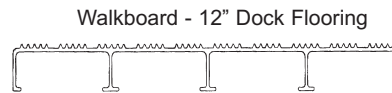
31-61-STIFF 16" Stiffener (.090 x 16" x 16") Predrilled with 1/4" holes

7' - 8' Free Span Application Requires 2 Stiffeners 16" apart • 8' to 10' Free Span Application Requires 3 Stiffeners 16" apart
Start the first Stiffener 1" from the end of span to allow for End Cap.



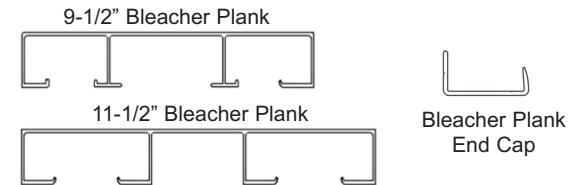
Flooring

30-63-112 12" Dock Flooring x 24' 1" (6005-T5 MF Knurled)




Bleacher Planks

52-63-7632	9-1/2" x 21'	52-63-5888	9-1/2" x 30'
52-63-4283	11-1/2" x 16'	52-63-13304	11-1/2" x 24'
52-63-6118	11-1/2" x 20'	52-63-13658	11-1/2" x 32'
52-63-6786	End Cap x 12' (fits both 9-1/2 and 11-1/2 planks)		



Pully Brackets

Stock Code	Description
25-61-599	6" x 12' (6005; use with all 6" I-Beams)
25-61-600	8" x 12' (6005; use with all 8" I-Beams)
25-61-601	10" x 12' (6005; use with all 10" I-Beams)
PULLEY-BRACK-6	6" (Machined; 6005; use with all 6" I-Beams)
PULLEY-BRACK-8	8" (Machined; 6005; use with all 8" I-Beams)
PULLEY-BRACK-10	10" (Machined; 6005; use with all 10" I-Beams)
PULLEY-COMBO-6	6" (Machined; 6005) with Pulley & Bolt
PULLEY-COMBO-8	8" (Machined; 6005) with Pulley & Bolt
PULLEY-COMBO-10	10" (Machined; 6005) with Pulley & Bolt
PULLEY-4DIA	4" Pulley w/bronze oil lite bushing
PULLEY-BOLT	3/4" x 3-1/2" Stainless Axle Bolt w/ Zerk grease fitting



Pulley Brackets



Pulley Combos



4" Pulley



Axle Bolt


Cable Winders

Please check with your EMS Sales Rep for other available sizes

CWL	2" x 15-3/4" (Left Hand)	CWL-18	2" x 18" (Left Hand, 1 hole at each end)
CWR	2" x 15-3/4" (Right Hand)	CWR-18	2" x 18" (Right Hand, 1 hole at each end)

Aluminum Tubes for Cable Winders

52-61-3149	3" OD x 2.415" ID x 20' (6061-T6)	2.986
25-61-300	3" OD x 1.920" ID x 20' (6061-T6)	5.000



15-3/4" Cable Winders
(Top: LEFT; Bottom: RIGHT)

STANDARDS 32



ENDECK™ PVC DECKING

FOREST SERIES (Variegated Colors)

Capped Cellular PVC Deck Board & Fascia

Color	Board x 12'	Board x 16'	Board x 20'	Fascia x 12'
Cedar	FS-CD-144	FS-CD-192	FS-CD-240	FSFB-CD-144
Chestnut	FS-CN-144	FS-CN-192	FS-CN-240	FSFB-CH-144
Sequoia	FS-SQ-144	FS-SQ-192	FS-SQ-240	FSFB-SQ-144
Coastal Grey	FS-CG-144	FS-CG-192	FS-CG-240	FSFB-CG-144
Slate	FS-SL-144	FS-SL-192	FS-SL-240	FSFB-SL-144

Endeck: Color Cedar					Endeck Color: Coastal Grey				
Behr Ultra Base: UL 203 - 8oz container					Behr Ultra Base: UL 200 - 8oz container				
CLRNT	EL	FL	KXL	TL	CLRNT	BL	CL	RL	
OZ	0	0	0	0	OZ	0	0	0	
384th	49	87	9	189	384th	30	11	4	
Bar code 634617392260					Bar code 634617391627				

Endeck Color: Chestnut					Endeck Color: Slate				
Behr Ultra Base: UL 203 - 8oz container					Behr Base: PP104 - 8oz container				
CLRNT	CL	EL	FL	KXL	CLRNT	DL	EL	FL	
OZ	0	0	0	0	OZ	0	0	0	
384th	107	73	75	80	384th	51	95	89	
Bar code 634617392293					Bar code 634617391621				

Endeck: Color Sequoia				
Behr Ultra Base: UL 203 - 8oz container				
CLRNT	IL	JL	KXL	TL
OZ	0	0	0	0
384th	119	71	45	101
Bar code 634617391625				



To see color samples visit:
www.Endeck.com

WOODLAND SERIES (Solid, Non-Variegated Colors)

Capped Cellular PVC Deck Board & Fascia

Color	Board x 12'	Board x 16'	Board x 20'	Fascia x 12'
Ashwood	WS-AW-144	WS-AW-192	WS-AW-240	WSFB-AW-144
Beechwood	WS-BW-144	WS-BW-192	WS-BW-240	WSFB-BW-144
Olivewood	WS-OW-144	WS-OW-192	WS-OW-240	WSFB-OW-144

Endeck Color: Ashwood			
Behr Ultra Base: UL 200 - 8oz container			
CLRNT	BL	CL	RL
OZ	0	0	0
384th	30	11	4
Bar code 634617391627			

Endeck Color: Beechwood			
Behr Ultra Base: UL 204 - 8oz container			
CLRNT	AXL	LL	RL
OZ	0	0	0
384th	26	73	2
Bar code 634617391628			

Endeck Color: Olivewood			
Behr Ultra Base: UL 204 - 8oz container			
CLRNT	CL	EL	RL
OZ	0	0	0
384th	86	23	51
Bar code 634617392259			



Like & Follow us on Social
[@endeck_decking](https://www.instagram.com/endeck_decking)

STANDARDS 33



Eastern Metal Supply

www.endeck.com • www.easternmetal.com 07/21/20

FL: 800-432-2204 • NC/DE/GA: 800-343-8154 • TX/AR: 800-996-6061 • MO/OH: 888-822-6061

Endeck Capped Cellular PVC Decking



Headcote® Deck Screws

305 Stainless Steel - #10 x 2-1/2"

Each Pack Includes Screws and 1 Tool

Color	305 SS (350 pcs)	305 SS (1050 pcs)	305 SS (1750 pcs)
Cedar	CD2305350	CD23051050	CD23051750
Chestnut	CN2305350	CN23051050	CN23051750
Sequoia	SQ2305350	SQ23051050	SQ23051750
Coastal Grey	CG2305350	CG23051050	CG23051750
Slate	SL2305350	SL23051050	SL23051750
Ashwood	AW2305350	AW23051050	AW23051750
Beechwood	BW2305350	BW23051050	BW23051750
Olivewood	OW2305350	OW23051050	OW23051750

316 Stainless Steel Available by Request



305 Stainless Steel Headcote® Deck Screws #10 x 2-1/2"

Screw Depth Setter

Code	Description
BDA565A	Screw Depth Setter - Flush (1 Tool)



Screw Depth Setter

Headcote® Trim Head Fascia Screws

305 Stainless Steel - #7 x 1-5/8"

350 pc Packs Include Screws and 1 Bit

Color	100 pcs	350 pcs
Cedar	CD3305100	CD3305400
Chestnut	CN3305100	CN3305400
Sequoia	SQ3305100	SQ3305400
Coastal Grey	CG3305100	CG3305400
Slate	SL3305100	SL3305400
Ashwood	AW3305100	AW3305400
Beechwood	BW3305100	BW3305400
Olivewood	OW3305100	OW3305400

316 Stainless Steel Available by Request



305 Stainless Steel Headcote® Fascia Screws #7 x 1-5/8"

Pro-Plug® Kits (Plugs and Screws)

305 Stainless Steel - #10 x 2-1/2"

Each Kit Includes Screws, Plugs and 1 Tool

Color	350 Screws	1050 Screws
Cedar	CD1305350	CD13051050
Chestnut	CN1305350	CN13051050
Sequoia	SQ1305350	SQ13051050
Coastal Grey	CG1305350	CG13051050
Slate	SL1305350	SL13051050
Ashwood	AW1305350	AW13051050
Beechwood	BW1305350	BW13051050
Olivewood	OW1305350	OW13051050

316 Stainless Steel Available by Request

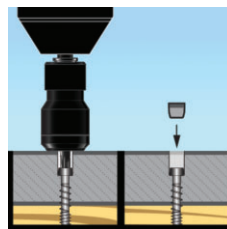


Pro-Plug® Kit

Pro-Plug® Screw Depth Setter

Code	Description
BDA580	Pro-Plug® Screw Depth Setter - Plug Depth (1 Tool)

Pro-Plug® Screw Depth Setter



DECK AREA COVERAGE	
Deck Screws & Pro-Plug	
Based on 16" Joist Spacing	
Pack Size	Coverage
350	100 SF
1050	300 SF
1750	500 SF
Fascia Screws	
Pack Size	Coverage
100	40 LF
350	140 LF

STANDARDS 34



Eastern Metal Supply

www.endeck.com • www.easternmetal.com 09/21/20

FL: 800-432-2204 • NC/DE/GA: 800-343-8154 • TX/AR: 800-996-6061 • MO/OH: 888-822-6061